



Junior High
Parent Quick Guide
2009/2010

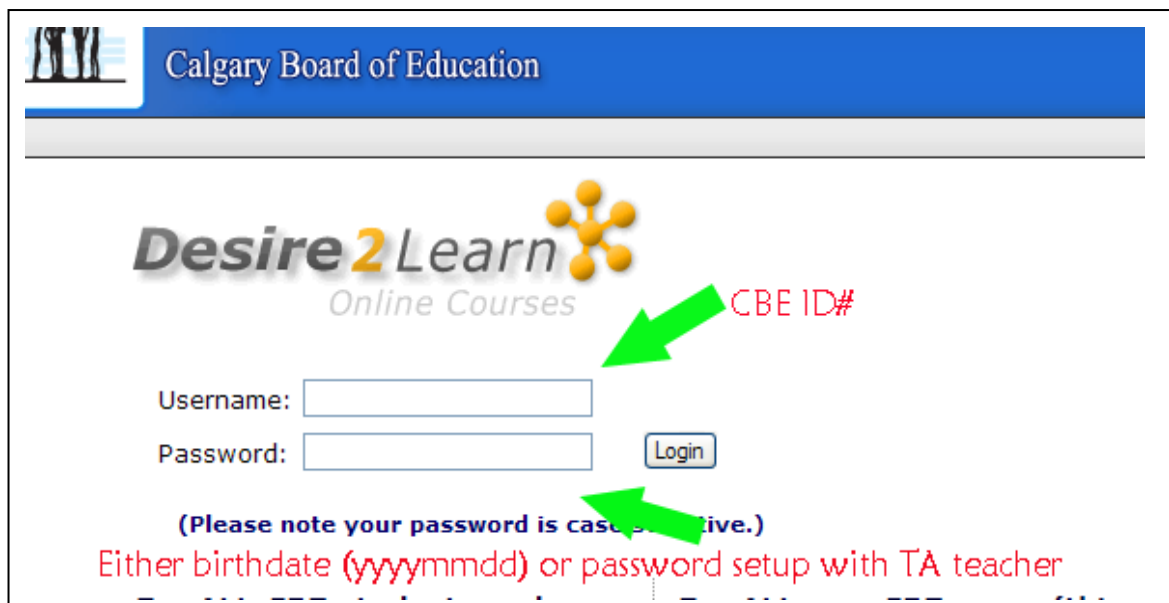
Six Computer-Related Things Every Parent
Should Know to Help Their Online Learner

1. The D2L Site: <https://d2l.cbe.ab.ca>

It is important to have either a shortcut to the D2L login site on your child's desktop or have added it to the Favourites list. This provides for easy access, even from your work computer.

2. How to Enter the D2L Learning Environment




The username will be your child's CBE ID#. This is a 9 digit number that is available on CBE report cards. The password is either your child's birth date (yyyymmdd) or the password that was setup with the TA (homeroom) teacher upon the first login.



3. Know How to Plan Ahead

Every Sunday by 6:00 pm, teachers post the work for the coming week to the News section of the course homepages. To help your child plan their work week, you could log in with them Sunday evenings (or Monday mornings), enter each course and record Elluminate session date and times and assignment due dates. It's handy to have a paper calendar at your child's desk. (see next page for image)

News Item **Actions**

Week of September 21 - 25   



Posted Sep 20, 2009

Unit 1 - The Writing Process

Work for the Week


1. **Read** through the *Drafting Introduction*, and *Creating an Outline* content pages. Make sure that you **create** your essay outline and save it to your writing portfolio as you will be asked to submit it later.
2. **Read** through the information provided on the *Organizing Your Essay* and *The Beginning - The Introduction* content pages. **Draft** the first paragraph of your essay and save it to your writing portfolio. You will be adding to it as we work through the steps this week.
3. **Read** through the information provided on *The Middle - The Body* content page. **Draft** the three body paragraphs for your essay considering the information provided. *You should do this draft on the same document as your introduction draft and save it to your writing portfolio.*

Elluminate Information



You can also check course dates through the course Schedule/Events calendar. You can get to this tool by clicking on Schedule from the course navigation bar, or from the Events box located on the homepage of the course.

My Home Locker LOR

 **Language Arts 7**

[Course Home](#) | [Content](#) | [Classlist](#) | [Checklist](#) | [Discussions](#) | [Dropbox](#) | [Email](#) | [Grades](#) | [Quizzes](#) | [Schedule](#)

Events **News**


Today

11:59 PM [LA - Pun Activity is due to...](#)

Upcoming

[LA - ...](#)

News Item A

Sept 15 - 19 

Posted Sep 14, 2008

New Unit: language and humour

To Do This Week:

4 Student Progress

Parents are able to check their child's progress in a number of ways. The most beneficial are through the Grades and Dropbox area.

Grades:

One of the benefits to being in our learning environment is that you have access to an ongoing, updated report card. Parents can easily check on their child's progress by checking the online gradebook each week.

To do this, simply click on **Grades** from the course navigation bar. You will find student assignments and often teacher feedback here. If the feedback starts with "Individual Comments", it means that the teacher has written specific comments to that student. If the feedback starts with "Overall Comments" the teacher has written comments to the class as a whole.

Grade Item	Points	Weight Achieved	Comments
Illuminate		15 / 15	
Sept 9	10 / 10	5 / 5	
Sept 16	10 / 10	5 / 5	
Sept 23	10 / 10	5 / 5	
Activities		23.1 / 30	
Summer	10 / 10	5 / 5	
Private Disc	10 / 10	5 / 5	
Icebreaker	10 / 10	5 / 5	
Puns and Hyperboles	5 / 8	3.1 / 5	Individual Comments: Great puns Jane but you forgot to post your hyperboles.
Book Report Info Post	1 / 1	5 / 5	Overall Comments: This mark is for posting the title, author and number of pages of your chosen novel for book report 1. This was to be posted to our private discussion area by Friday, Sept. 19.

It is important for students to review their gradebook each week to avoid any confusion at report card time.

Dropbox:

The dropbox area is where students submit the majority of their assignments and receive teacher feedback. To get to the Dropbox area, simply click on it from the course navigation bar.

From the dropbox area, parents are able to see which assignments have been submitted and the marks that they have achieved. If there is a **View** icon to the far right of the page, the teacher has left feedback about the assignment.

Dropbox Folders			
			20 per page
Folder	Score	Submissions	Feedback
No Category			
Summer		1	View
Figurative Language			
Personification Activity		0	-
Tribute Assignment		-	-
Opens Sep 28, 2008 6:00 PM			
			20 per page

5. Elluminate Participation

You should know how to access your student's Elluminate participation records which essentially show you that they are actively participating in online class. This information can be found in the online gradebook.

- There is one Elluminate session pre core course per week. The Master Elluminate Schedule can be found at the bottom of the Junior High Homeroom course. Links to the sessions can be found in the course navigation bar.
- If your child has a low Elluminate session mark, it will usually mean that they are not actively participating in the session through the use of the microphone or text tools.

Grade Item	Points	Weight Achieved	Comments
Elluminate		15 / 15	
Sept 9	10 / 10	5 / 5	
Sept 16	10 / 10	5 / 5	
Sept 23	10 / 10	5 / 5	
Activities		23.1 / 30	
	10 / 10	5 / 5	

6. Parent/Teacher Communication

Teacher	Subject	CBE Email/Parents Only
Dr. Angelakis	Social Studies 7, 8, 9	tgangelakis@cbe.ab.ca
Mrs. Berry	Math 7 Science 8, 9	ndberry@cbe.ab.ca
Mrs. Harrap	Science 7 Math 8, 9	klharrap@cbe.ab.ca
Mrs. Scogin	English Language Arts 7, 8, 9	emscogin@cbe.ab.ca
Mr. Vujinovic	Physical Education 8, 9 Lifeskills 8, 9	jvujinovic@cbe.ab.ca
Mr. Skarzynski	Guidance	kcskarzynski@cbe.ab.ca

Please note: Teachers will respond to email messages within a 24 hour period.